

# TRAINING CATALOGUE

**JAVA J2EE**

**INITIATION TO C# LANGUAGE**

**MAINFRAME IBM Z/OS**

# Editorial

*«The world of IT is in perpetual motion, which is why the INTM Group invests in the training of our future talents.*

*As an incubator of skills, INTM has chosen to put forward knowledge in the service of our operational competitiveness.»*

*Georges AWAD, Président of INTM Group*

As a consulting and digital services company, the INTM Group today offers a service entirely dedicated to training.

With its know-how and knowledge of its clients, INTM offers custom-made training courses adapted to the needs of the market and given by trainers from the field.

What is the objective of INTM training? A real springboard, it allows us to transmit and boost our knowledge while responding to the strategic challenges of our clients.

## The INTM Group

- A diversified and multi-sector positioning oriented towards key accounts
- A multi-specialist positioning
- A presence throughout France, Belgium, Morocco, Portugal and Romania
- More than 200 new employees planned for 2022

*The INTM Group is Qualiopi certified and is DataDock referenced.*



Quality certification was issued under the following categories of actions :  
TRAINING ACTIONS

# SUMMARY

Our educational  
team

**1**

Presentation  
sheet

**2**

Rate details

**3**

Information  
Sheet

**4**

Your integration  
process

**5**

Your path

**6**

The opinions

**7**

General  
sales  
conditions

**8**

Contact

**9**



# **OUR EDUCATIONAL TEAM**

# THE INTM GROUP TRAINERS :

*Training Manager  
Java expert  
30 years of experience*

Jérôme  
BOUGEALT

*Expert Mainframe  
30 years of experience*

Sylvain  
MORDO

*Mainframe Trainer  
4 years of experience*

Jérémy  
WILLIG

*Mainframe Trainer  
4 years of experience*

Franck  
FREITAG

*Mainframe Design Engineer  
6 years of experience*

Marie-Line  
ECK

*NTIC Trainer  
6 years of experience*

Claude  
MOUILLET

*NTIC Trainer  
4 years of experience*

Aymeric  
BONNAZ

# PRESENTATION SHEET

What are the training courses offered  
by the INTM Group?

The common core of all training courses: Project organization, methods and tools, the Quality approach and customer relations.

# JAVA J2EE DEVELOPER TRAINING



## OBJECTIVES

Acquire the knowledge necessary for the design and development of JEE applications.

## PUBLIC

Young graduates BAC+4/5

In computer science engineering school or scientific university cycle (mathematics, physics-chemistry, biology, etc.)\*

Knowledge of C or PHP.

## MÉTHOD

Alternating lectures, supervised exercises and practical work. All of this is tested continuously. The emphasis is on practice.

## DURATION

30-day course (210 hours)

## CAPACITY

From 6 to 14 trainees



In addition to the technical courses, the trainee will follow an individual coaching for the preparation of interviews for future appointments with our clients.

The objective is to support each learner by enhancing their skills and knowledge. These coaching sessions will be held throughout the technical training detailed in this appendix, for a **total of one day**.

Name of the course module	Duration in days	Duration in hours	Duration in weeks
Linux and Virtualization: install a Debian GNU/Linux system in a virtual machine and discover its operation, use and administration.	5	35	1
Database and SQL: learn the basics of the SQL programming language.	5	35	1
Java Beginner Level: learn the basics of Object-Oriented Programming: UML and Java Programming.	5	35	1
Java Intermediate Level JEE: develop JEE applications with the Hibernate and Spring frameworks.	10	70	2
JavaScript Beginner Level: learn the basics of prototype-oriented programming.	5	35	1
<b>Total</b>	<b>30</b>	<b>210</b>	<b>6</b>

MODULE THEMES	PRACTICAL WORK
<p><b>INTRODUCTION TO TODAY'S COMPUTING:</b></p> <ul style="list-style-type: none"> <li>• The IT Department and its various businesses</li> <li>• Architecture and infrastructure</li> <li>• Security</li> <li>• Operating systems</li> <li>• Virtualization and the cloud</li> <li>• Databases</li> <li>• Web technologies</li> </ul>	
<p><b>NETWORK TECHNOLOGIES, INTERNET AND INTERNET SERVICES:</b></p> <ul style="list-style-type: none"> <li>• Basic notions</li> <li>• Protocols</li> <li>• Web services</li> </ul>	
<p><b>VIRTUALBOX: VIRTUALISATION SOFTWARE:</b></p> <ul style="list-style-type: none"> <li>• Presentation of the software</li> <li>• Set up and configuration of a Virtual Machine (VM)</li> <li>• VM Maintenance</li> </ul>	<ul style="list-style-type: none"> <li>• Set up of a Windows VM</li> </ul>
<p><b>LINUX SURVIVAL KIT:</b></p> <ul style="list-style-type: none"> <li>• Installing a Debian GNU/Linux system in a VM</li> <li>• Basic handling of Linux: <ul style="list-style-type: none"> <li>- Directories and files</li> <li>- Owners and permissions</li> <li>- Basic commands</li> <li>- Shell Script Programming</li> </ul> </li> </ul>	<ul style="list-style-type: none"> <li>• Shell Script Programming</li> </ul>
<p><b>GÉRER LES INFORMATIONS D'UNE BASE DE DONNÉES :</b></p> <ul style="list-style-type: none"> <li>• Créer des tables</li> <li>• Interroger une base de données</li> <li>• Insérer des enregistrements</li> <li>• Mettre à jour des enregistrements / Supprimer des enregistrements</li> </ul>	<ul style="list-style-type: none"> <li>• Tutorials and exercises</li> <li>• Writing wiki pages</li> </ul>



MODULE THEMES	PRACTICAL WORK
<p><b>MODEL USING OBJECT CONCEPTS:</b></p> <ul style="list-style-type: none"> <li>Object concepts</li> <li>UML formalism</li> </ul>	<ul style="list-style-type: none"> <li>Building an object model</li> </ul>
<p><b>LEARNING AND USING THE JAVA LANGUAGE:</b></p> <ul style="list-style-type: none"> <li>Syntaxe</li> <li>Objets, classes, encapsulation</li> <li>Les notions d'héritage et de polymorphisme</li> <li>Les collections</li> <li>Les exceptions</li> <li>Les packages</li> </ul>	<ul style="list-style-type: none"> <li>Progressive practical exercises</li> </ul>
<p><b>LEARNING AND USING THE XML LANGUAGE:</b></p> <ul style="list-style-type: none"> <li>XML / DTD / XML Schema / XSLT</li> </ul>	<ul style="list-style-type: none"> <li>Handling XML, DTD, XML Schema and XSLT</li> <li>Writing wiki pages</li> </ul>
<p><b>DEVELOPING A WEB APPLICATION:</b></p> <ul style="list-style-type: none"> <li>Access to databases (JDBC)</li> <li>Servlets/JSP</li> <li>Annotations</li> <li>Concurrent programming</li> <li>Aspect Oriented Programming</li> <li>Good programming practices</li> </ul>	<ul style="list-style-type: none"> <li>Tutorials and exercises</li> <li>Writing wiki pages</li> </ul>
<p><b>DEVELOPING A WEB APPLICATION WITH THE HIBERNATE AND SPRING FRAMEWORKS:</b></p> <ul style="list-style-type: none"> <li>Introduction à Hibernate</li> <li>Introduction à Spring</li> <li>Introduction à Maven</li> </ul>	<ul style="list-style-type: none"> <li>Tutorials and exercises</li> <li>Writing wiki pages</li> </ul>
<p><b>LEARNING AND USING THE JAVASCRIPT LANGUAGE:</b></p> <ul style="list-style-type: none"> <li>HTML 5 et CSS 3</li> <li>JavaScript/JSON syntax</li> <li>Prototype-oriented programming</li> <li>Closures</li> <li>Callback functions</li> </ul>	<ul style="list-style-type: none"> <li>Tutorials and exercises</li> <li>Writing wiki pages</li> </ul>
<p><b>DEVELOPING A WEB APPLICATION WITH THE NODE.JS FRAMEWORKS:</b></p> <ul style="list-style-type: none"> <li>Initiation to the node.js framework</li> </ul>	<ul style="list-style-type: none"> <li>Tutorials and exercises</li> <li>Writing wiki pages</li> </ul>



# INITIATION TO THE C# LANGUAGE TRAINING

## OBJECTIVES

Have knowledge of C# syntax  
Master the basics of object-oriented programming in C#

## PUBLIC

Young graduates BAC+4/5

## MÉTHOD

Alternating lectures, supervised exercises and practical work. All of this is subject to continuous assessment.  
The emphasis is on practice.

## DURATION

10-day course (70 hours)

## CAPACITY

From 6 to 14 trainees




Designation of the course module	Duration in days	Duration in hours	Duration in weeks
The .NET environment	0.5	3.50	0.1
Basic principles	3.5	24.50	0.7
Object principles	3	21	0.6
Project	3	21	0.6
<b>Total</b>	<b>10</b>	<b>70</b>	<b>2</b>

Week Module	1	2
The .NET environment	X	
Basic principles	X	
Object principles	X	X
Project		X
Follow-up point no.	1	2

MODULE THEMES	PRACTICAL WORK
<p><b>INTRODUCTION TO THE .NET ENVIRONMENT</b></p> <ul style="list-style-type: none"> <li>• What is .NET?</li> <li>• What is Visual Studio?</li> </ul>	
<p><b>LEARNING AND USING VISUAL STUDIO</b></p>	<ul style="list-style-type: none"> <li>• Discovering IDE</li> <li>• Manipulating IDE</li> <li>• Creating a first project</li> </ul>
<p><b>DATA REPRESENTATION</b></p> <ul style="list-style-type: none"> <li>• Numeric types: integers and decimal numbers</li> <li>• Boolean type and character representation</li> </ul>	
<p><b>STRUCTURING OF ITS CODE</b></p> <ul style="list-style-type: none"> <li>• The operations</li> <li>• The conditions: If-Else, Switch.</li> <li>• The conditional and step loops, jump instructions</li> </ul>	<p><b>Exercises :</b></p> <ul style="list-style-type: none"> <li>• Moment in a day</li> <li>• Factorial</li> <li>• The first numbers</li> <li>• Euclid's algorithm</li> </ul>
<p><b>CONTROL OF ITS DATA</b></p> <ul style="list-style-type: none"> <li>• Compound types such as structures and enumerations</li> <li>• Simple, multidimensional and stepped tables</li> <li>• Main principles around data types such as variable scope functions</li> <li>• Functions and side effects</li> </ul>	<p><b>Exercises :</b></p> <ul style="list-style-type: none"> <li>• Binomial research</li> <li>• Basics of matrix calculation</li> <li>• Eratosthenes screen</li> </ul>
<p><b>CONTROL OF ITS PROGRAMS</b></p> <ul style="list-style-type: none"> <li>• Commentaries</li> <li>• Managing inputs and outputs with the console and its files</li> <li>• Managing exceptions</li> <li>• Debugging tools, the basics</li> <li>• Diagnostic tools with the execution trace with the execution trace with Debug and Trace</li> </ul>	<p><b>Exercises :</b></p> <ul style="list-style-type: none"> <li>• Class council</li> <li>• Telephone contact list</li> </ul>
<p><b>USEFUL ADVANCED CONCEPTS</b></p> <ul style="list-style-type: none"> <li>• Character strings and dates</li> <li>• Collections such as lists and dictionaries</li> </ul>	

MODULE THEMES	PRACTICAL WORK
<p><b>AROUND THE OBJECT</b></p> <ul style="list-style-type: none"> <li>• Éléments partagés entre instances : constantes, statiques</li> <li>• Bonnes pratiques autour des classes : copie superficielle ou profonde, objet ou structure de données, principe de connaissance minimale</li> </ul>	<ul style="list-style-type: none"> <li>• Part 2 of the project</li> </ul>
<p><b>LEGACY</b></p> <ul style="list-style-type: none"> <li>• Definition</li> <li>• Legacy in C#: implementation and methods</li> <li>• Abstract classes and interfaces</li> </ul>	<ul style="list-style-type: none"> <li>• Part 3 of the project</li> </ul>
<p><b>POLYMORPHISM</b></p> <ul style="list-style-type: none"> <li>• Definition</li> <li>• Considering in C#: applications, around the notion of type</li> </ul>	



# IBM Z/OS MAINFRAME ENGINEER DEVELOPMENT TRAINING

## OBJECTIVES

Acquire the knowledge necessary for the design, development, and maintenance of applications under a typical IBM mainframe environment (batch, real-time, file management, databases, etc.)

## PUBLIC

Young graduates BAC+4/5

In computer science engineering school or scientific university cycle (mathematics, physics-chemistry, biology, etc.)\*

## MÉTHOD

**Alternating lectures, supervised exercises and practical work.**  
All of this is subject to continuous assessment.

The emphasis is on practice.

## DURATION

30-day course (210 hours)

## CAPACITY

From 6 to 14 trainees



In addition to the technical courses, the trainee will follow an individual coaching for the preparation of interviews for future appointments with our clients.

The objective is to support each learner by enhancing their skills and knowledge.

These coaching sessions will be positioned throughout the technical training detailed in this appendix, i.e. over a total duration of one day.

Designation of the course module	Duration in days	Duration in hours	Duration in weeks
Analysis programming basics	3	21	0.60
The MVS environment	2	14	0.40
COBOL/ MVS programming	10	70	2
SQL/DB2 Programming	8	56	1.60
CICS Programming	7	49	1.40
<b>Total</b>	<b>30</b>	<b>210</b>	<b>6</b>

MODULE THEMES	PRACTICAL WORK
<p><b>INTRODUCTION TO COMPUTER SCIENCE</b></p> <ul style="list-style-type: none"> <li>• Computer science and information processing</li> <li>• Numbering and coding of information</li> <li>• The computer and its environment</li> <li>• IT jobs: from design to processing</li> </ul>	<ul style="list-style-type: none"> <li>• Numbering and coding exercises</li> </ul>
<p><b>THE BASIC PRINCIPLES OF ANALYSIS</b></p> <ul style="list-style-type: none"> <li>• The TOP-DOWN analysis approach</li> <li>• The basic figures of the programming structured: sequence, repetitive, alternative</li> <li>• Modularization</li> <li>• The BOOLE algebra</li> <li>• Help tools: the flowchart, the pseudo-code</li> </ul>	<ul style="list-style-type: none"> <li>• Structuring exercises</li> <li>• Exercises on BOOLE algebra, decision tables</li> </ul>
<p><b>STANDARD TREATMENTS</b></p> <ul style="list-style-type: none"> <li>• Breakage treatments</li> <li>• File matching</li> <li>• Editions</li> <li>• Updating a sequential file, sequential indexed</li> </ul>	<ul style="list-style-type: none"> <li>• Case study of each typical treatment</li> <li>• Realization of the analysis file</li> </ul>
<p><b>THE CONCEPTS OF MVS</b></p> <ul style="list-style-type: none"> <li>• Les concepts de base</li> <li>• The functions of the operating system</li> <li>• Managing jobs, tasks</li> <li>• Data management, access methods</li> </ul>	
<p><b>THE USE OF TSO AND ISPF/ PDF</b></p> <ul style="list-style-type: none"> <li>• The TSO monitor and its controls</li> <li>• The ISPF/PDF development interface</li> <li>• PDF functions: editing, consultation, manipulating files and libraries</li> </ul>	<ul style="list-style-type: none"> <li>• Maintenance of COBOL/BATCH programs</li> <li>• Editing sources: handling the editor</li> <li>• Creating and deleting PAM and SAM files</li> </ul>

MODULE THEMES	PRACTICAL WORK
<p><b>IMPLEMENTATION OF THE JCL MVS</b></p> <ul style="list-style-type: none"> <li>• Control orders</li> <li>• Standard utilities</li> <li>• JCL procedures</li> <li>• Compilation, editing links</li> </ul>	<ul style="list-style-type: none"> <li>• Writing JCLs for applications in maintenance, execution and debugging</li> <li>• Implementing standard utilities (IEBxx, SORT, etc.)</li> <li>• Studying and modifying standard procedures</li> </ul>
<p><b>IMPLEMENTATION OF THE COBOL LANGUAGE</b></p> <ul style="list-style-type: none"> <li>• From analysis to programming</li> <li>• Syntax and structure of a COBOL program</li> <li>• Declaring variables</li> <li>• Treatment coding</li> <li>• QSAM sequential file</li> <li>• Indexed sequential file VSAM</li> <li>• The tables</li> <li>• The sub-programs</li> <li>• Integrated sorting</li> </ul>	<ul style="list-style-type: none"> <li>• Translating each typical treatment into a COBOL program</li> <li>• TP1: break on sequential file</li> <li>• TP2: editing</li> <li>• TP3: fitting files for updating</li> <li>• TP4: updating an indexed sequential file</li> <li>• TP5: managing tables</li> <li>• TP6: the sub-programs</li> </ul>
<p><b>THE IMPLEMENTATION ENVIRONMENT</b></p> <ul style="list-style-type: none"> <li>• Presentation of the TSO/ISPF development environment</li> <li>• Presentation of the basic JCL</li> <li>• Compilation, editing of links</li> </ul>	<ul style="list-style-type: none"> <li>• Entering sources: handling the editor</li> <li>• Creating, deleting files</li> <li>• Writing of the execution JCLs</li> <li>• Developing COBOL programs</li> </ul>
<p><b>IMPLEMENTATION OF VSAM / AMS</b></p> <ul style="list-style-type: none"> <li>• The concepts of VSAM</li> <li>• Physical and logical organization</li> <li>• VSAM clusters</li> <li>• Secondary indexes</li> <li>• COBOL / VSAM programming</li> <li>• The AMS controls</li> </ul>	<ul style="list-style-type: none"> <li>• Studying COBOL/VSAM programs</li> <li>• Defining the execution environment</li> <li>• Creating, loading, emptying of VSAM clusters by AMS commands</li> </ul>
<p><b>CONCEPTS OF DB/DC SYSTEMS</b></p> <ul style="list-style-type: none"> <li>• Introduction</li> <li>• Real time / batch differences</li> <li>• Presentation of CICS</li> </ul>	

MODULE THEMES	PRACTICAL WORK
<p><b>CICS PROGRAMMING</b></p> <ul style="list-style-type: none"> <li>• Programming concepts</li> <li>• Pseudo-Conversational Programming</li> <li>• The DFHCOMMAREA</li> </ul>	<ul style="list-style-type: none"> <li>• Structuring of real time programs</li> </ul>
<p><b>CICS COMMANDS</b></p> <ul style="list-style-type: none"> <li>• Order format</li> <li>• Managing exception conditions</li> <li>• Memory management</li> <li>• Task management</li> <li>• Program management</li> <li>• Terminal management</li> <li>• File management</li> <li>• Managing temporary and transitory data</li> </ul>	<ul style="list-style-type: none"> <li>• Developing a complete application implementing the different types of screens and programs</li> <li>• Menu screen</li> <li>• Record entry screen</li> <li>• Dynamic list screen with selection</li> <li>• File consultation screen</li> <li>• VSAM KSDS files</li> </ul>
<p><b>SYSTEM TRANSACTIONS</b></p> <ul style="list-style-type: none"> <li>• Defining CEDA resources</li> <li>• Handling of ECMT objects</li> <li>• CECL command interpreter</li> <li>• Temporary Data Viewer</li> <li>• Standard CEDF debugger</li> </ul>	<ul style="list-style-type: none"> <li>• Visualization of the environment</li> <li>• Testing CICS commands</li> <li>• Testing and fine-tuning of the application under CEDF</li> </ul>
<p><b>CONCEPTS OF THE RELATIONAL MODEL</b></p> <ul style="list-style-type: none"> <li>• The basic concepts</li> <li>• The operations of relational algebra</li> <li>• Introduction to design</li> <li>• The principles of standardization</li> <li>• Relational languages</li> </ul>	<ul style="list-style-type: none"> <li>• Developing the relational model of the case study</li> </ul>
<p><b>DB2 CONCEPTS</b></p> <ul style="list-style-type: none"> <li>• The functional components of DB2</li> <li>• Products associated with DB2</li> <li>• The technical environment of DB2</li> <li>• Data security and integrity</li> <li>• Referential integrity</li> <li>• The DB2 catalog</li> </ul>	<ul style="list-style-type: none"> <li>• Presenting DB2I, SPUFI</li> <li>• Handling of the catalog</li> </ul>



MODULE THEMES	PRACTICAL WORK
<p><b>SQL LANGUAGE DATA DEFINITION</b></p> <ul style="list-style-type: none"> <li>• SQL commands for data definition</li> <li>• Creating DB2 objects</li> <li>• Modifying DB2 objects</li> <li>• Destroying DB2 objects</li> </ul>	<ul style="list-style-type: none"> <li>• Defining the case study objects: tables, views, indexes</li> </ul>
<p><b>SQL LANGUAGE DATA MANIPULATION</b></p> <ul style="list-style-type: none"> <li>• SQL commands for data manipulation</li> <li>• Data extraction</li> <li>• Updating data</li> </ul>	<ul style="list-style-type: none"> <li>• Interactive handling of the case study database</li> <li>• Series of 20 exercises</li> </ul>
<p><b>THE INTEGRATED SQL LANGUAGE</b></p> <ul style="list-style-type: none"> <li>• Integrated SQL commands</li> <li>• The execution environments</li> <li>• Development cycles</li> <li>• The structuring of a COBOL program</li> <li>• Cursor management</li> </ul>	<ul style="list-style-type: none"> <li>• Transforming a file management program into a DB2 program</li> <li>• Writing a COBOL/DB2 summary program: querying, updating tables</li> </ul>
<p><b>PREPARATION OF DB2 APPLICATIONS</b></p> <ul style="list-style-type: none"> <li>• The preparation of a program</li> <li>• The execution of a BATCH program</li> <li>• Running a CICS program</li> <li>• Introduction to optimization</li> <li>• LOAD and UNLOAD of DB2 table</li> </ul>	<ul style="list-style-type: none"> <li>• Pre-compilation, compilation and link editing</li> <li>• JCL preparation procedures</li> <li>• The BIND and DCLGEN functions</li> <li>• Implementation of LOAD and UNLOAD utilities</li> </ul>



# **RATE DETAILS**

**3**

# OUR TRAINING RATES :

RATES OFFERED					IDF Cost		
Title of the course	Participant's Name	Duration in days	Duration in hours	Number	Price excl. tax in €	V.A.T. in €	Price including V.A.T. in €
Analyst - programmer training		30	210	1	9 020 €	20%	10 824 €
IBM Cobol Mainframe		40	280	1	12 027 €	20%	14 432 €
JAVA J2EE developer training		10	70	1	3 007 €	20%	3 608 €

RATES OFFERED					Strasbourg Cost		
Title of the course	Participant's Name	Duration in days	Duration in hours	Number	Price excl. tax in €	V.A.T. in €	Price including V.A.T. in €
Analyst programmer training IBM Cobol Mainframe		30	210	1	7 155 €	20%	8 586 €
JAVA J2EE		40	280	1	9 540 €	20%	11 448 €
developer training		10	70	1	2 385 €	20%	2 862 €

Prices are given as an indication

All offers are valid for 3 months from the date of the quotation, subject to availability and written confirmation.

## DATES OF TRAINING

Title of the course	Dates
IBM Mainframe Analyst - Programmer Training	August 22 - September 19 - October 3 - 21 November - December 5 2022
21 May 2021	Contact us to know the 2022 calendar
JAVA J2EE Developer training	Contact us to know the 2022 calendar

## GENERAL TERMS AND CONDITIONS OF INVOICING

Payment can be made by bank transfer or check

# **INFORMATION SHEET**

# Bulletin

TRAINING : .....

Desired training location :

LEVALLOIS-PERRET

STRASBOURG

LAST NAME: .....

First name: .....

.

Participants: .....

.....

.....

.....

.....

.....

Company: .....

Company name: .....

Address: .....

Zip code / city: ..... Intracommunity N°: .....

NAF Code: .....

SIRET Code: .....


BUSINESS : .....

STAFF: .....

Billing address: .....

Company or Training Organization: .....

Training Manager: .....



# **YOUR INTEGRATION PROCESS**

**5**

## How to integrate the INTM Training

### Prerequisites:

You have a higher education degree (BAC (BAC +4/5) in a computer science engineering school or university (mathematics, physics, chemistry, biology, biotechnology or electronics, mechatronics, econometrics, mechanics, etc.).

Do you want to make the most of your potential to train and join the world of services in a dynamic and promising sector?

Fill out the registration form available in this catalog on page 18 or visit our website [intm.fr](http://intm.fr) in the training center section for any questions, contact us at **01.46.17.50.13** or on **[centre.formation@intm.fr](mailto:centre.formation@intm.fr)**.

### Recruitment sessions:

Every week, the INTM group welcomes you for our recruitment days.

The recruitment session begins with a global presentation of the group and the training courses offered. Then, each participant completes logic tests followed by an individual interview.



# **YOUR PATH**

**6**



## **Your integration**

Once your recruitment has been validated, you will receive an invitation for your training.

In case you are unable to attend on the scheduled date, please inform us at least 48 hours before the date indicated.

## **During your training**

The courses take place from 9:00 am to 5:00 pm

At the INTM Group headquarters:  
2 rue Kléber, 92300 Levallois Perret

Or at the agency in Strasbourg :  
13 rue de la haye 67300 Schiltigheim

At the heart of the INTM group, our entire team of trainers will be available to support and advise you professionally.

## **Coaching follow-up**

Your journey will be punctuated by individual reviews to ensure your success but also to prepare you for the client context.

## **Disability representative**

Our premises as well as our training materials are accessible to people with disabilities. If there are any health-related issues that you would like to bring to our attention, please do not hesitate to contact the disability representative regarding any needs for your training:

Loretta LEE : [loretta.lee@intm.fr](mailto:loretta.lee@intm.fr)  
Flore BOULBEN : [flore.boulben@intm.fr](mailto:flore.boulben@intm.fr)

A photograph of a person in a newsroom reading a newspaper. The scene is overlaid with a semi-transparent yellow rectangle. The person's face is partially visible, looking down at the paper. In the background, there are computer monitors and office equipment. The text 'THE OPINIONS' is centered in white, bold, sans-serif font within the yellow area.

# THE OPINIONS

## OUR TRAINEES TESTIFY :



*I enjoyed working independently during the lab sessions, without having the solutions to the problems posed directly.*



*The training issues were very clear. I really appreciated the integration of the functional side. The atmosphere between us was very good and encouraged collegial work.*



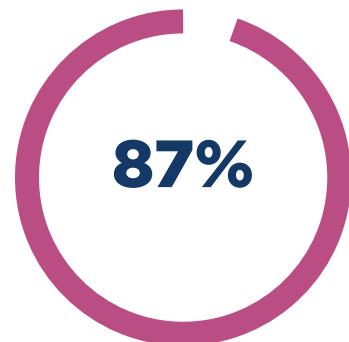
*Nothing particular to add.  
I congratulate you for your documentation work and your availability.  
I encourage you in the future.*



*It was an intensive and very well-structured training, where we learned at full speed. Despite the health crisis that immobilized us for two and a half months, we were able to grasp the various aspects that a mainframe developer needs, by practicing intensively through practical work.*



**Success in 2021**



**Satisfaction**



# **GENERAL SALES CONDITIONS**

## **PURPOSE AND SCOPE OF APPLICATION**

Any order for training implies the Customer's unreserved acceptance of and full and complete adherence to these general terms and conditions of sale, which prevail over any other document of the Customer, and in particular over any general terms and conditions of purchase.

## **CONTRACTUAL DOCUMENTS**

All orders must be made in writing. INTM will send the Client a registration form. The latter may return it signed for approval or send a company order form. The invoice sent will take the place of a simplified training agreement. At the client's request, an agreement can be established. The client undertakes to return a signed copy to INTM as soon as possible, bearing his commercial stamp.

## **FINANCIAL CONDITIONS, PRICES AND PAYMENT**

A commercial and financial proposal will be established by INTM beforehand. A deposit of 30% will be paid at the time of order. The remainder is due upon receipt of the various invoices issued as the training courses progress.

All our prices are indicated in euros and exclusive of tax. They are to be increased by the VAT at the current rate. Any training course started is due in full. INTM establishes a final invoice on the last day of the training. The client undertakes to pay within thirty days of the date of the invoice, except for clients outside France for whom prepayment will be required fifteen days before the start of the training (INTM reserves the right to refuse to accept a participant in the absence of payment prior to the training), and unless otherwise stipulated in the special conditions.

Furthermore, with regard to any new Client, in the event of default or delay by a Client in the payment of a previous invoice, with regard to a Client company with less than 50 employees, or a private client financing his training alone, INTM reserves the right to demand a prepayment.

Any sum not paid on the due date will give rise to the payment by the Client of late penalties at the interest rate applied by the European Central Bank to its most recent refinancing operation plus 10 percentage points. These penalties shall be payable by operation of law, upon receipt of the notice informing the Customer that they have been charged. In addition to the penalties for late payment, the Client will be liable to pay a fixed indemnity of 40€ for col-

lection costs in accordance with articles L441-6 c. com. and D. 441-5 c. com. However, INTM reserves the right to claim additional compensation, upon justification, when the costs actually incurred are higher than this amount.

In the event of non-payment of an invoice that has fallen due, after formal notice has remained without effect for 5 working days, INTM reserves the right to suspend all current and / or future training.

## **MODALITIES OF ORGANIZATION AND REALIZATION OF THE TRAININGS**

### **Acceptance of the program**

Any order of training supposes that the customer accepts the program present on the site at the date of his order.

### **Convocation**

Two weeks before the start of your training, you will receive an invitation with the location and times.

### **Replacement of a participant**

INTM offers the Client the possibility of replacing a participant without additional billing until the opening of the training session concerned. Any request for replacement must be made in writing.

## **CANCELLATION AND POSTPONEMENT CONDITIONS BY THE CUSTOMER**

**1.** Any cancellation by the Client must be communicated in writing. For any cancellation less than fourteen clear days before the start of the course, 50% of the training fee will be immediately payable as a lump sum. However, the Client is offered the possibility of postponing the course within six months and the compensation will be allocated to the cost of this new session decided by mutual agreement between INTM and the Client. For any cancellation, less than seven clear days before the beginning of the course, the total amount of the training will be due.

## **2. Cancellation and postponement conditions for training courses held at INTM**

Any cancellation by the Client must be communicated in writing. For any cancellation less than fourteen clear days before the start of the training session, 50% of the amount of the training session will remain immediately payable as a lump sum. However, the Client is offered the possibility of a postponement within three months and the compensation will be allocated to the cost of this new session decided by mutual agreement between INTM and the Client.

## **3. Condition of cancellation by INTM**

INTM reserves the right to cancel any training course at the latest one week before the scheduled date, in the event of an external event (lack of participants, problems with the supply of course materials, illness of the trainer, interruptions of services in the event of labor disputes, weather conditions, etc.), without compensation or penalty to the client. The Client will be able to choose another date in the training calendar or cancel his registration without penalty. INTM cannot be held responsible for any costs incurred by the Client or damages resulting from the cancellation of a training course or its postponement to a later date.

## **CERTIFICATIONS**

If one or more certification exams are included in the training offer, these exams will only be available to the participant after the full payment of the training. These exams can be taken at the latest one year after the last day of the training.

## **PAYMENT BY AN OPCO**

If the Client wishes the payment to be issued by the OPCO on which he depends, it is their responsibility to:

- make a request for payment before the beginning of the training and to make sure that this request is properly completed.
- indicate this explicitly on the registration form or on the order form.
- make sure that the payment is completed by the OPCO that they will have designated. If the OPCO only partially covers the cost of the training, the remainder will be invoiced to the Client. If INTM has not received payment from the OPCO by the 1st day of the training, the Client will be invoiced for the full cost of the course. In case of non-payment by the OPCO, for any reason whatsoever, the Customer will be liable

for the full cost of the training and will be invoiced for the corresponding amount.

## **ORDER REFUSAL**

In the event that a Client places an order with INTM without having paid for the previous order(s), INTM may refuse to honor the order or deliver the training courses concerned, without the Client being able to claim any compensation, for whatever reason.

## **DATA PROCESSING AND FREEDOM**

The Client is informed that personal information communicated to INTM in application and execution of orders and/or sales may be communicated to INTM's contractual partners for the purposes of said orders. In accordance with the law n°78-17 of January 6, 1978, known as the «Loi Informatique et Libertés» updated by the law of August 6, 2004, the Client has a right of access, rectification and opposition to personal data concerning him. This right can be exercised by making a request by e-mail or by mail addressed to INTM.

## **COMMUNICATION**

The Client authorizes INTM to mention its name and logo and to mention as references the subscription to an order and any operation resulting from its application in all their commercial documents.

## **WAIVER**

The fact that INTM does not avail itself at a given time of any of the clauses of the present document cannot be considered a waiver of the right to avail itself of these same clauses at a later date.

## **APPLICABLE LAW**

The General Conditions are governed by French law. Before all, a friendly solution will be sought. Failing that, the settlement of the dispute will be brought before the competent court.

## **ASSIGNMENT OF COMPETENCES**

Any dispute that cannot be settled amicably will be under the EXCLUSIVE COMPETENCE OF THE COMMERCIAL TRIBUNAL OF NANTERRE, whatever the nature of the dispute, headquarters or residence of the Customer, notwithstanding multiple defendants or warranty claims. This jurisdictional clause shall not apply to any dispute arising out of or in connection with the use of the services of this website. This jurisdiction

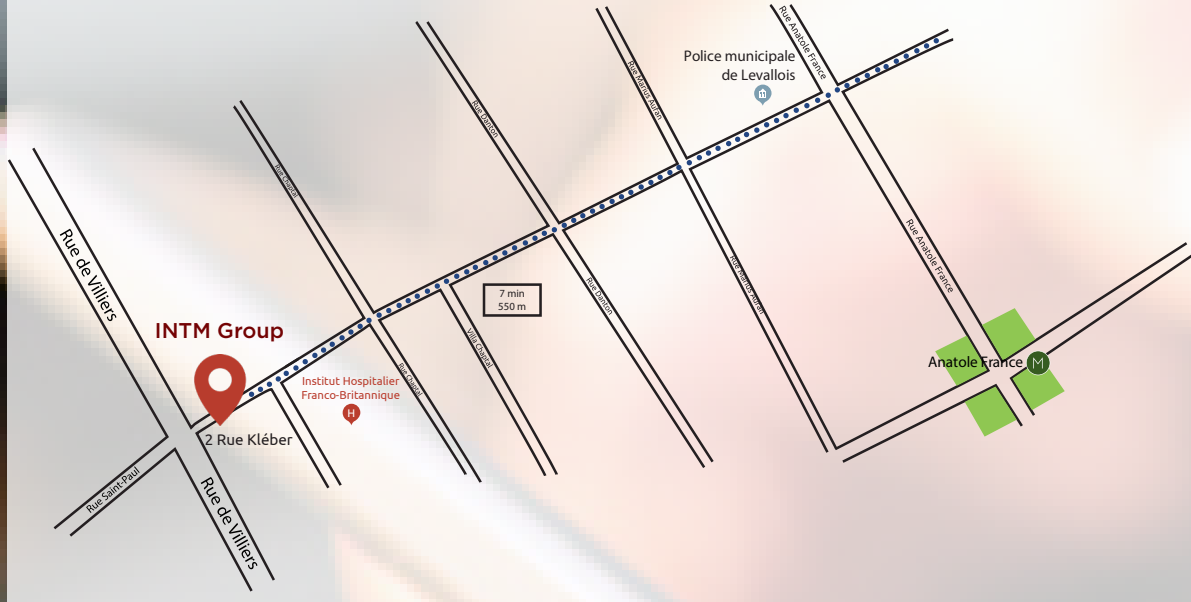
clause shall not apply in the event of a dispute with a non-professional Customer for whom the legal rules of material and geographical jurisdiction shall apply. The present clause is stipulated in the interest of INTM, which reserves the right to waive it if it sees fit.

#### **ELECTION OF DOMICILE**

The election of domicile is made by INTM at its headquarters at 2 rue Kléber in Levallois-Perret (92300).

# CONTACT

## Levallois-Perret premises



For any additional information, contact us:

Telephone : 01.46.17.50.13

email : [centre.formation@intm.fr](mailto:centre.formation@intm.fr)

[www.intm.fr](http://www.intm.fr)



Follow the INTM Group on the social media:

